


SVEZA LVL



100% BIRCH
UNIDIRECTIONAL
PLYWOOD

COMPLIANCE



CARB

M1

EMISSION CLASS FOR BUILDING MATERIAL




SVEZA

FOR BED SLATS



100% birch
wood



All plies in same
direction



High bending
strength




SVEZA.COM


KEY BENEFITS



100% birch veneers
A tradition of high-quality, durable products.
Easy cutting, milling and machining.



High bending strength
Unidirectional plywood throughout.
Higher bending strength compared to solid wood.



For all bed sizes
Up to 2,500 mm long

TECHNICAL SPECIFICATIONS

Grade and surface	BB/BB, BB/CP, CP/CP
Panel sizes, mm	1525x1525 [5x5], 2440x1220 и 2550x1250 [8x4]/Cut to size on request
Glue	5x5 MR [Interior], WBP [Exterior] on request 8x4 extra waterproof WBP [Exterior], MR [Interior] on request
Thickness	8, 9, 10, 12, 15, 18
Composition	All plies oriented in the same direction
Formaldehyde emission	E1, E0.5, E0.05 ppm CARB & EPA on request
Moisture	5-12%

THICKNESS TOLERANCES

Thickness	Plies, min	SANDED PLYWOOD (S2S)	
		Tolerance	Thickness variation, max mm
8	11	+0.5/-0.5	0.3
9	13	+0.5/-0.5	
10	15	+0.5/-0.5	
12	17	+0.5/-0.5	
15	18	+0.6/-0.8	
18	19	+0.7/-0.9	

SIZE TOLERANCES

Sheet length x width	Tolerance
1220x1250	± 3.0
1500x1525	± 4.0
2440x2500	± 4.0

SVEZA LVL can be made to the customer’s specifications for thickness, number of plies, and tolerances.
The length of a birch plywood sheet is measured along the grain of the face and back veneers.